
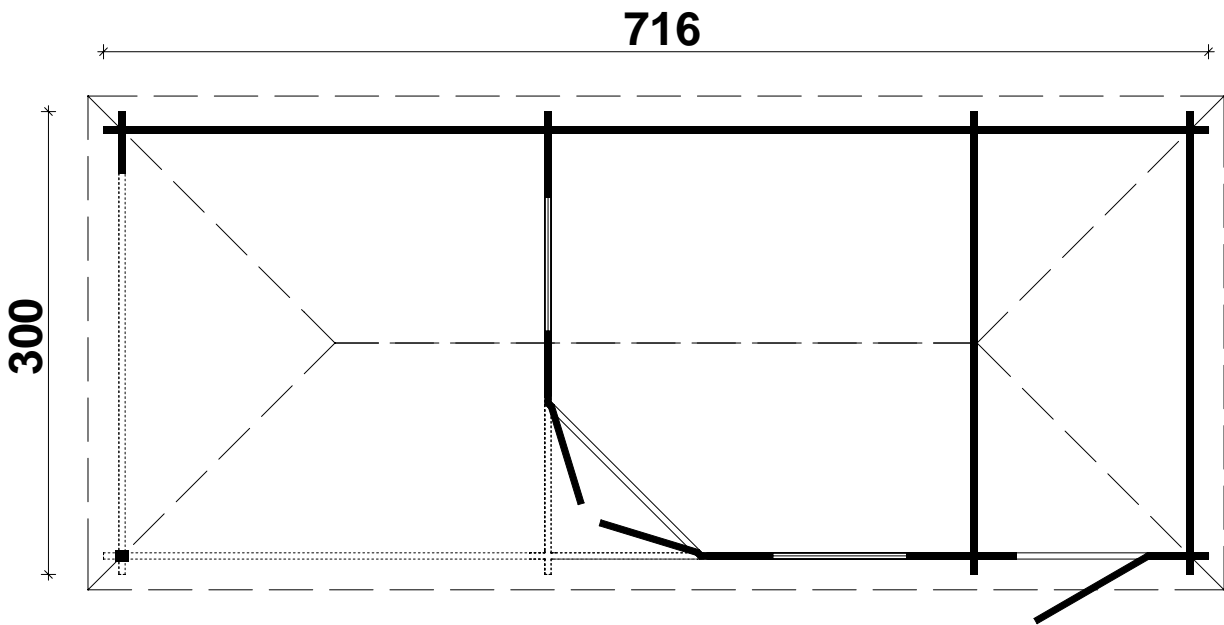


# Techn. Daten: Monaco



























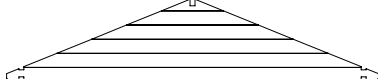










Bohlenaußenmaß (B x T): 716 x 300 cm

Wandaußenmaß: 696 x 280 cm - Bohlenstärke: 40 mm









Achtung : Alle angegebenen Maße sind ca. - Maße !













# Teileliste Monaco 40 mm - 716 x 300 cm

Nr	Beschreibung	Profil mm	Länge mm	Stück
1	Fundamenthölzer 	45x70	3475	4
2			2700	16
3			2233/385	1/1
4			1385/1295	1/1
5			1520	1
6			5640	1
7			1996	1
8			395	1
9			3000	40
10			3000	1
11			3000	1
12			2880	9
13			4280	9
14			5640	8
15			1520	10
16			5640	2
17			1841	6
18			555	11
19			400	17
20			395	16
21			416	21
22			710	10
23			1996	5
24			1996	1
25			3338	1
26			4440	2
27			2720+19	2
28		3000	2	
29			3000	2
30			636	8
31			614	4
32			428	4
33			897	4(2+2)
34			1384	1(0+1)
35			4752	1(1+0)



# Teileliste Monaco 40 mm - 716 x 300 cm

Nr	Beschreibung	Profil mm	Länge mm	Stück
36	Dachbalken	44x94	2364	4(2+2)
37		44x85	1739	14
38			1265	8(4+4)
39	Traufenbrett	18x110	3200	2
40			3680/3725	2/2
41	Doppeltür 1425 x1900 mm			1
42	Einzeltür 840 x1900 mm			1
43	Einzelfenster 865 x1210 mm			2
44	Dachelemente h= 652 mm		1304 x 922	1
45	Schrauben 4,0 x 40, 4,5 x 70			1 Beutel
46	Nägel 2,2 x 50 ; 2,5 x 70			1 Beutel
47	Schloßschrauben M 8 x 70, Mutter, U-Scheibe			15
48	Dachbretter 	 18x110	3191	2
49			2987	2
50			2783	2
51			2579	2
52			2375	2
53			2171	2
54			1968	2
55			1764	2
56			1560	2
57			1356	2
58			1152	2
59			948	2
60			744	2
61			540	2
62			337	2
63			133	2
64	Dachbretter  	 18x110	4334	2(1+1)
65			3018	2(1+1)
66			2832	2(1+1)
67			4316	2(1+1)
68			4130	2(1+1)
69			2814	2(1+1)
70			2628	2(1+1)
71			4112	2(1+1)
72			3926	2(1+1)

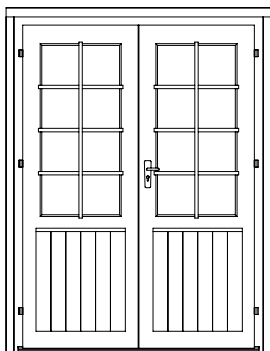
# Teileliste Monaco 40 mm - 716 x 300 cm

Nr	Beschreibung	Profil mm	Länge mm	Stück
73	Dachbretter 	 18x110	2610	2(1+1)
74			2424	2(1+1)
75			3908	2(1+1)
76			3722	2(1+1)
77			2406	2(1+1)
78	Dachbretter 	 18x110	5924	2
79			5720	2
80			5516	2
81			5312	2
82			5109	2
83			4905	2
84			4701	2
85			4497	2
86			4293	2
87	Fußbodenbretter 	 18x110	1857	1
88			1967	1
89			2077	1
90			2187	1
91			2297	1
92			2407	1
93			2517	1
94			2627	1
95	Fußbodenbretter 		2717	17+1
96	Fußbodenbretter 		1357	25
97	Terrassendielen 		3780	1
98			3681	1
99			3582	1
100			3483	1
101			3384	1
102			3285	1
103			3186	1
104			3087	1
105			2988	1
106			2890	1
107	Terrassendielen 		2770	18
108	Pfosten 		1910	1
109	Stütze 			1

# Teileliste Monaco 40 mm - 716 x 300 cm

Nr	Beschreibung	Profil mm	Länge mm	Stück
110	Dübel	∅ 16		30
111	Fussleisten			ca 18,5 m
112	Sturmleisten		2150	5
113	Kehlbalken		18x90	2000

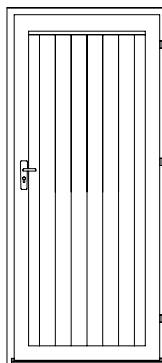
## Nr. 41



**Doppeltür 40 mm gerade**  
1425 x 1900 mm 1 stk

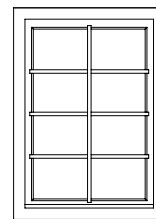
 +2 stk

## Nr. 42



**Einzeltür 40 mm**  
840 x 1900 mm 1 stk

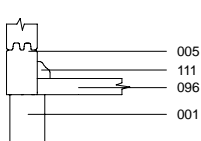
## Nr. 43



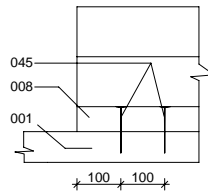
**Einzelfenster 40 mm gerade**  
865 x 1210 mm  
2 stk

 +2 stk

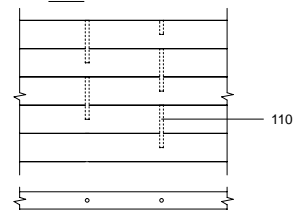
1



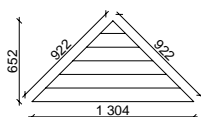
2



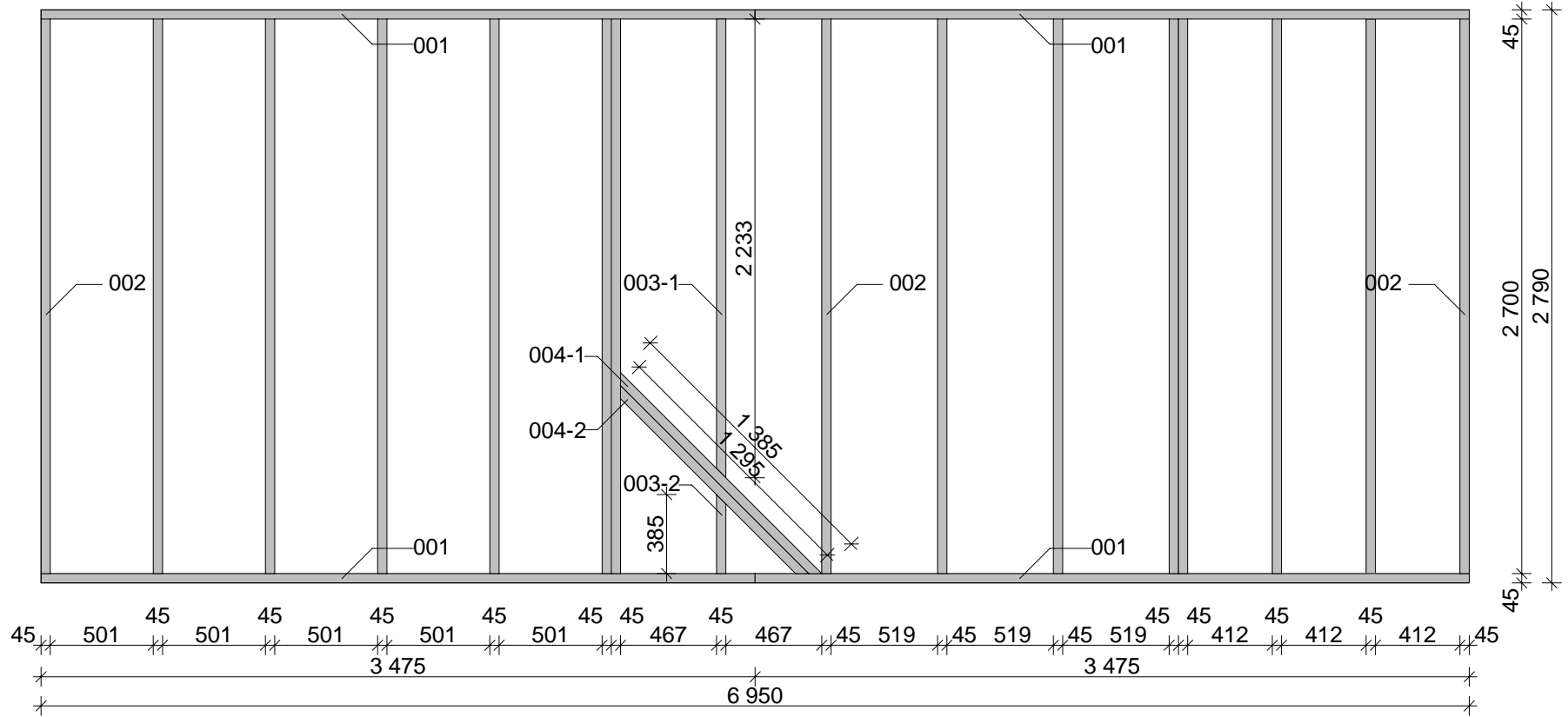
3



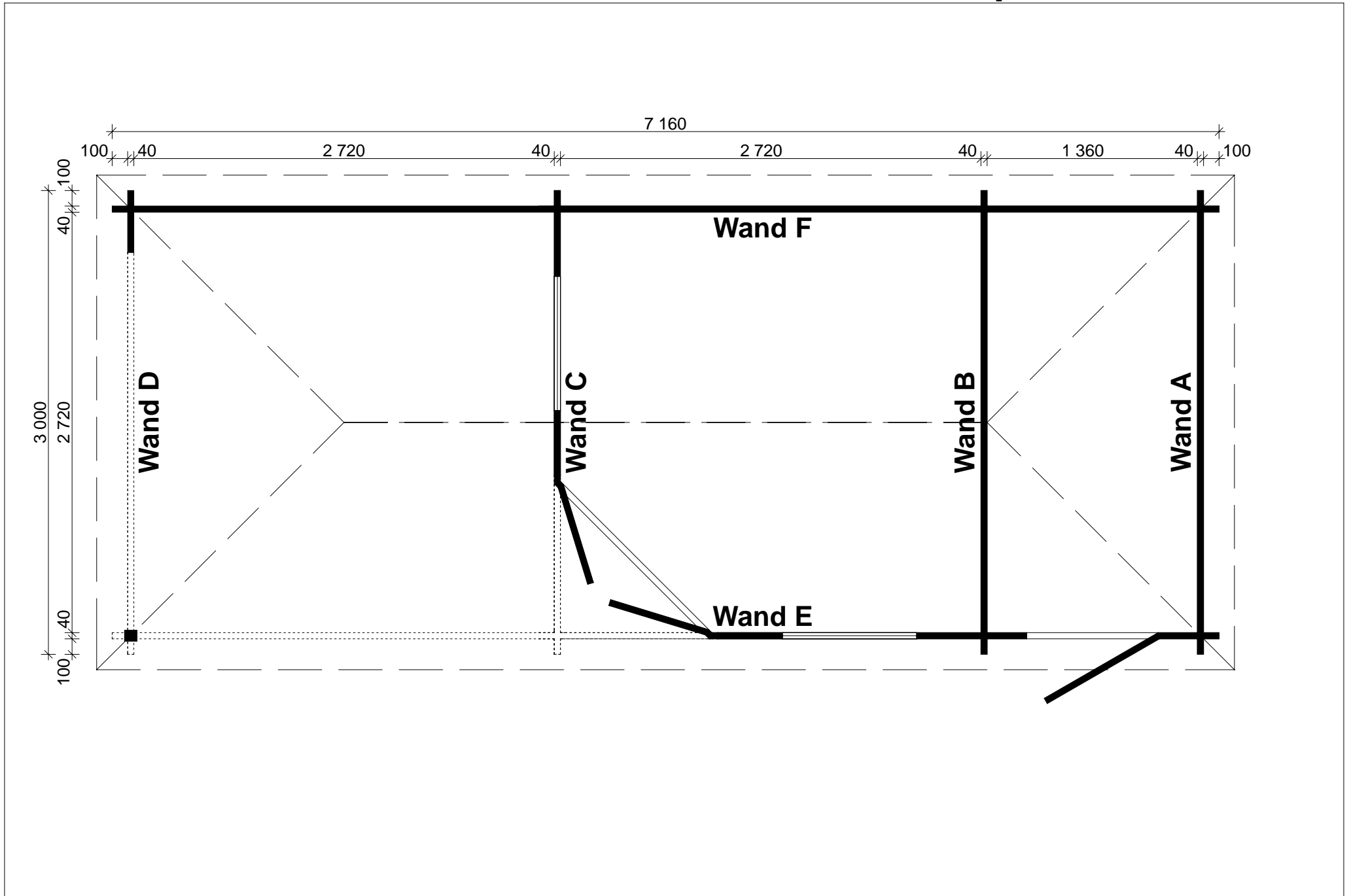
## Dachelemente



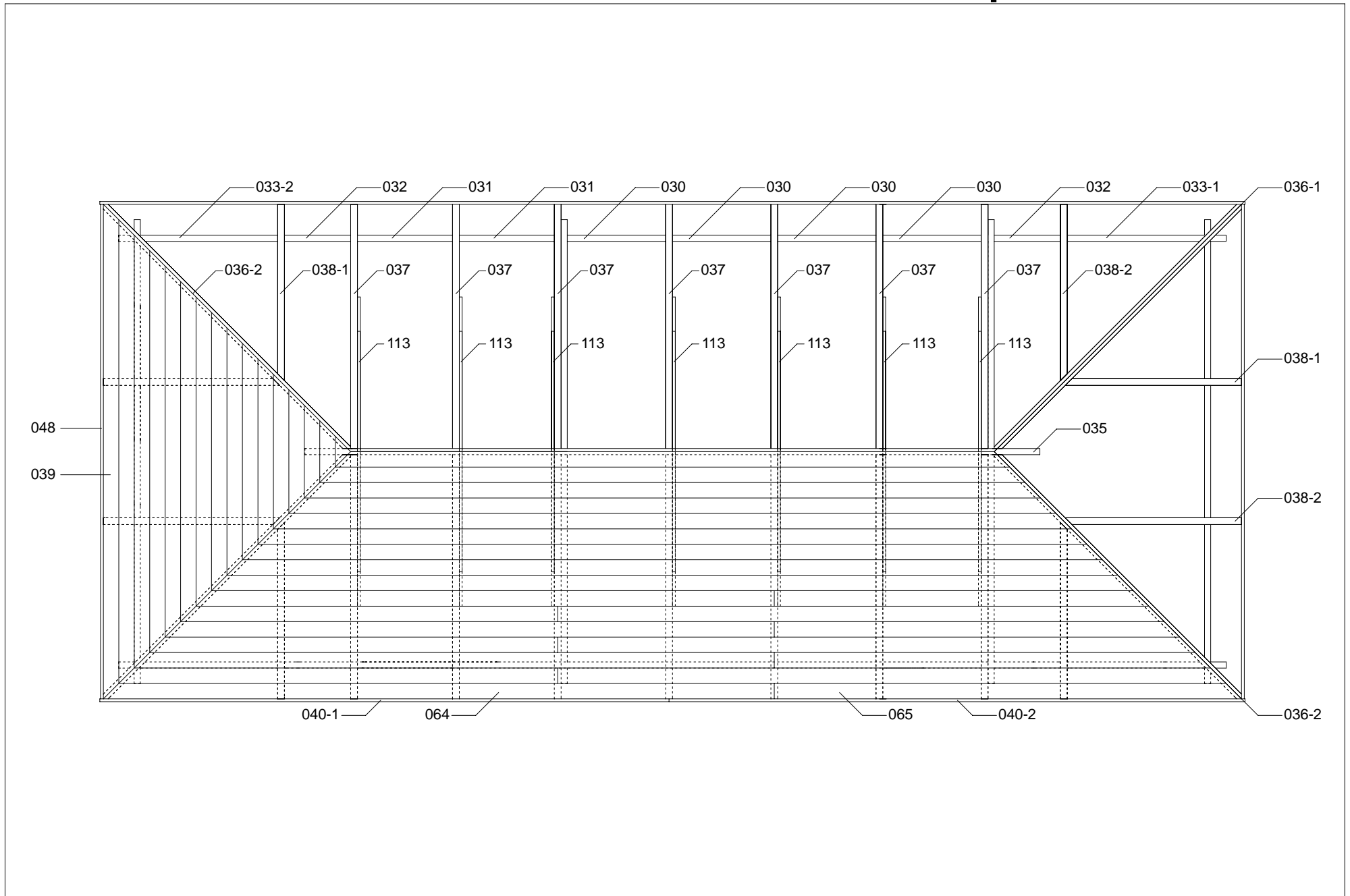
# Monaco 40 mm / 716 x 300 cm - Wandplan



# Monaco 40 mm / 716 x 300 cm - Wandplan




# Monaco 40 mm / 716 x 300 cm - Dachplan



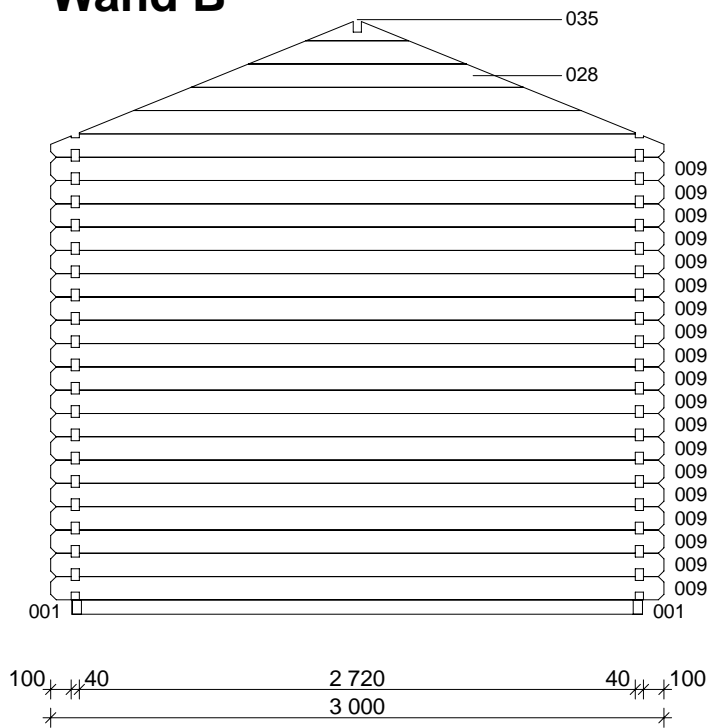


# Wandplan Monaco - 716 x 300 cm

## Wand A

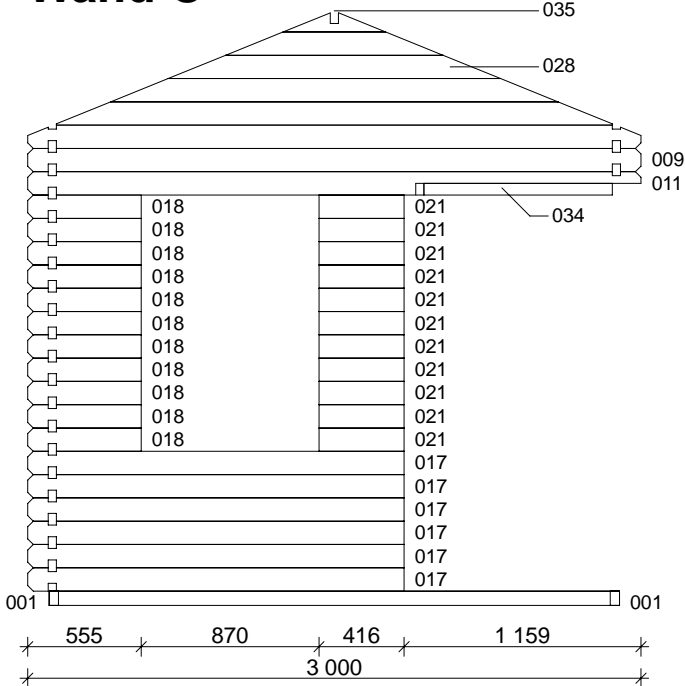


## Wand B



# Wandplan Monaco - 716 x 300 cm

## Wand C



## Wand D

